





Fitting Instructions for SRG0035 Radiator Guard
TRIUMPH TIGER 800 XRX/ 800XCX 2015-



In This Kit There Should Be
1x Radiator Guard (SS RAD0035)
4x 100mm Lengths of self-adhesive Foam
1 x Cable/Zip ties



Picture 1



Picture 2

TOOLS REQUIRED

- Socket set to include 8 & 10mm socket & wrench.

FITTING INSTRUCTIONS

- To fit the radiator guard to the bike cut the foam strip provided into 10mm wide pieces and stick them to the back of the radiator guard frame, so that they sit between the radiator guard and the radiator.
- Undo and remove lower radiator mounting bolt shown in picture above right.
- Undo and remove upper radiator mounting bolt shown in picture above left.
- Offer the radiator guard into position and using original upper bolt secure the guard into position.
- Using the original lower bolt secure the guard and radiator into position.
- The cable tie goes through the slots at the top of the radiator guard and around the mounting brackets of the radiator as shown above left.
- Tighten all bolts.



ISSUE 1 12/05/2015 (NSY)

CONSUMER NOTICE

The catalogue description and any exhibition of samples are only broad indications of the Products and R&G may make design changes which do not diminish their performance or visual appeal and supplying them in such state shall conform to the order. The Buyer acknowledges no representation or warranty (other than as to title) has been given or will apply to the Products other than those in R&G's order or confirmation and the Buyer confirms it has chosen the Products as being of merchantable quality and suitable for its particular purposes. Where R&G fits the Products or undertakes other services it shall exercise reasonable skill and care and rectify any fault free of charge unless the workmanship has been disturbed. The Buyer is responsible for ensuring that the warranty on the motorcycle is not affected by the fitting of the Products. On return of any defective Products R&G shall at its option either supply a replacement or refund the purchase money but shall not be liable if the Products have been modified or used or maintained otherwise than in accordance with R&G's or manufacturer's instructions and good engineering practice or if the defect arises from accident or neglect.

Other than identified above and subject to R&G not limiting its liability for causing death and personal injury, it shall not be liable for indirect or consequential loss and otherwise its liability shall be limited to the amounts paid by the Buyer for the Products or the fitting or service concerned. These terms do not affect the Buyer's statutory rights.

R&G RACING RETURNS POLICY (NON-FAULTY GOODS)

Returns must be pre-authorized (if not pre-authorized the return will be rejected). Goods may only be returned direct to us if they were purchased direct from us (customer must prove if necessary). Otherwise to be returned to original vendor. Goods must be in re-sellable condition, in the opinion of R&G Racing. All returns are subject to a 25% restocking and handling fee (25% of the gross value exc. P&P – at the prevailing price at time of purchase). The customer must pay any and all carriage charges. No returns of discontinued products, unless within 14 days of purchase. This policy does not affect your statutory rights and does not refer to faulty goods.

R&G Racing

Unit 1, Shelley's Lane, East Worldham, Alton, Hampshire, GU34 3AQ

Tel: +44 (0)1420 89007 Fax: +44 (0)1420 87301 www.rg-racing.com Email: info@rg-racing.com



INSTRUCTIONS DE MONTAGE POUR SRG0035 GRILLE DE PROTECTION
TRIUMPH TIGER 800 XR/ 800XCX 2015-



Le kit doit contenir :
1x Grille de protection radiateur (SS RAD0035)
4x 100mm Bandeaux autocollants
1 x Collier de serrage




Photo 1




Photo 2

OUTILS REQUIS

- Clé et douilles 8 & 10mm.

INSTRUCTIONS DE MONTAGE

- Couper la mousse autocollante en bandeaux de 10mm de large et collez-les au bas du cadre de support protection radiateur, de façon à ce qu'ils se retrouvent entre la grille de protection et le radiateur.
- Desserer puis enlever le boulon inférieur de fixation radiateur, voir photo en haut à droite.
- Desserer puis enlever le boulon supérieur de fixation radiateur, voir photo en haut à gauche.
- Mettre la grille de protection radiateur en position et utiliser le boulon de fixation supérieur pour fixer la position de la grille de protection.
- Utiliser le boulon inférieur d'origine pour fixer la grille de protection en position.



- Le collier passe dans les fentes au dessus de la grille de protection et autour des supports de fixation du radiateur, voir en haut à gauche.
- Serrer tous les boulons.

ISSUE 1 12/05/2015 (NSY)

CONSUMER NOTICE

The catalogue description and any exhibition of samples are only broad indications of the Products and R&G may make design changes which do not diminish their performance or visual appeal and supplying them in such state shall conform to the order. The Buyer acknowledges no representation or warranty (other than as to title) has been given or will apply to the Products other than those in R&G's order or confirmation and the Buyer confirms it has chosen the Products as being of merchantable quality and suitable for its particular purposes. Where R&G fits the Products or undertakes other services it shall exercise reasonable skill and care and rectify any fault free of charge unless the workmanship has been disturbed. The Buyer is responsible for ensuring that the warranty on the motorcycle is not affected by the fitting of the Products. On return of any defective Products R&G shall at its option either supply a replacement or refund the purchase money but shall not be liable if the Products have been modified or used or maintained otherwise than in accordance with R&G's or manufacturer's instructions and good engineering practice or if the defect arises from accident or neglect.

Other than identified above and subject to R&G not limiting its liability for causing death and personal injury, it shall not be liable for indirect or consequential loss and otherwise its liability shall be limited to the amounts paid by the Buyer for the Products or the fitting or service concerned. These terms do not affect the Buyer's statutory rights.

R&G RACING RETURNS POLICY (NON-FAULTY GOODS)

Returns must be pre-authorized (if not pre-authorized the return will be rejected). Goods may only be returned direct to us if they were purchased direct from us (customer must prove if necessary). Otherwise to be returned to original vendor. Goods must be in re-sellable condition, in the opinion of R&G Racing. All returns are subject to a 25% restocking and handling fee (25% of the gross value exc. P&P – at the prevailing price at time of purchase). The customer must pay any and all carriage charges. No returns of discontinued products, unless within 14 days of purchase. This policy does not affect your statutory rights and does not refer to faulty goods.

R&G Racing

Unit 1, Shelley's Lane, East Worldham, Alton, Hampshire, GU34 3AQ

Tel: +44 (0)1420 89007 Fax: +44 (0)1420 87301 www.rg-racing.com Email: info@rg-racing.com